

kuraray



**Easy to remove –
hard to forget!**



CLEARFIL™ SA CEMENT

**The new self-adhesive resin cement –
easy to clean up excess material
whilst creating a strong bond.**

CLEARFIL™ SA CEMENT – the self-adhesive resin cement

One-step luting and reliable strong bond strength ...



CLEARFIL™ SA CEMENT is a self-adhesive resin cement with a dual-curing (light- and/or self-cure) and fluoride-releasing property with an auto-mixing delivery system. The simplified luting system does not require any etching or other pretreatments of the tooth structure.

CLEARFIL™ SA CEMENT provides a reliable level of adhesion to enamel, dentin, metal and metal oxide ceramics (e.g. zirconia or alumina). The good bond strength is almost not affected by the dryness or wetness on the adherent

surface of the tooth structure. This is due to Kuraray's adhesion technology based on a proprietary adhesive phosphate monomer "MDP". Therefore the cement is very forgiving with respect to the clinical technique. In addition, the water absorption of CLEARFIL™ SA CEMENT is lower than that of general luting cements leading to a long lasting marginal integrity. This reliable self-adhesive cement offers an unrivaled easy removal of the excess cement. The result is an easier clean-up with short chair time and without damaging the gingiva.

... with fast and clean handling

The self-adhesive cement can be applied directly from the syringe into the restoration. The speedy and clean delivery system resolves problems encountered with complicated procedures in daily clinical cases. The non-runny

viscosity is very useful for the cementation of crowns/bridges, inlays/onlays.

Moreover, the special "Endo tip" makes the application easy when applying cement into a root canal using a "CLEARFIL™ DISPENSER".

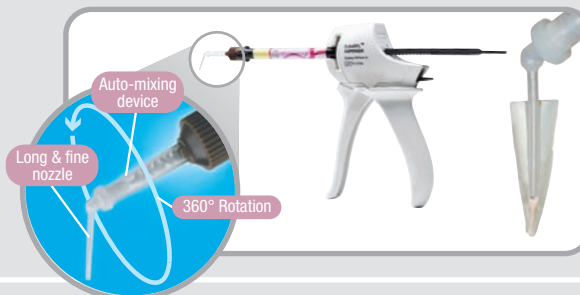
Cementation of crowns & bridges:

Fast and clean delivery with the mixing tip directly into the restoration



Cementation of posts:

Easy and precise application with the clear-cut Endo tip directly into the root canal



Picture of root canal cementation by Prof. Dr. Ferrarini, Livorno, Italy

Product characteristics

Self-adhesive



Easy removal of the excess paste



High bond strength



High mechanical stability & fluoride releasing properties



Low technical sensitivity



Advantages for the patient and dentist

- Easy and time saving application without any pretreatment of tooth structures, metals or zirconia
- Satisfied patients due to prevented postoperative sensitivities
- Fast clean-up of the restoration
- Minimized risk of injuring the gingival sulcus
- Almost no risk of cement leftovers in the gingival sulcus
- Low stress for the patient – high patient satisfaction
- Long lasting restoration
- Prevented secondary treatment
- Excellent marginal seal with minor risk of secondary caries
- Long-lasting restoration
- High error tolerance
- Consistently good results even when the tooth surface is moist or dry

Incomparable: easy removal and perfect clean-up

Cementation of a crown



Placing the restoration



Removing excess paste



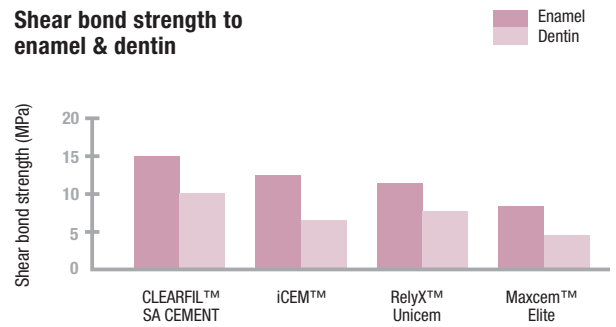
After cementation

Source: Dr. Klaus Lorenz, Idstein, Germany

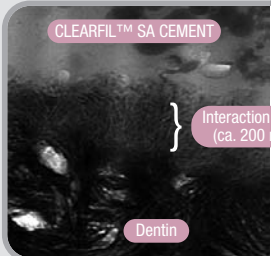
Convincing scientific results

CLEARFIL™ SA CEMENT displays an excellent bond strength to enamel, dentin, metal and metal oxide ceramics (e.g. zirconia) thanks to MDP. The stable high bond strength leads to reliable marginal integrity due to the high mechanical strength and low water absorption.

Shear bond strength to enamel & dentin



Source: Kuraray Medical Inc.



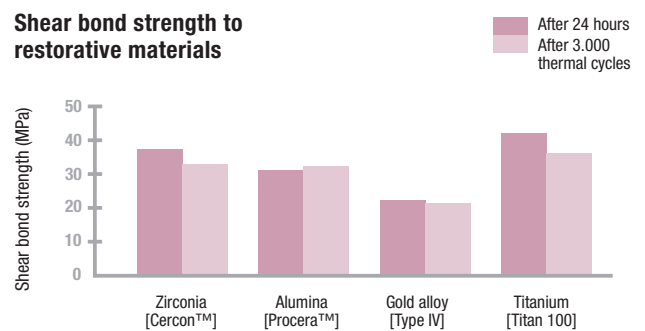
TEM observation of the adhesion interface (dentin/cement).

Interaction zone (ca. 200 nm)

Dentin

Source: Kuraray Medical Inc.

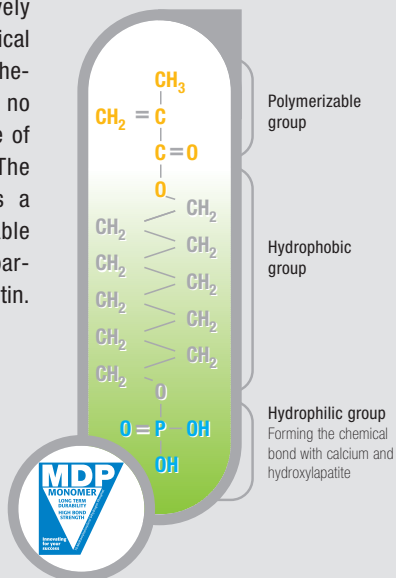
Shear bond strength to restorative materials



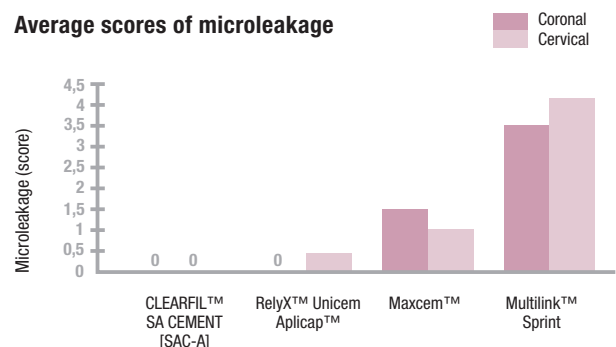
Source: Kuraray Medical Inc.

CLEARFIL™ SA CEMENT contains the unique adhesive monomer MDP that penetrates effectively into dentin and creates a chemical bond to hydroxylapatite. The adhesion (dentin/cement) shows no voids and an interaction zone of approx. 200 nm thickness. The interaction zone appears as a layer created by polymerizable monomer penetrating into a partially demineralized area of dentin.

Structure of the adhesive monomer MDP



Average scores of microleakage



Source: A. Sadr, Y. Shimada and J. Tagami, Tokyo Medical and Dental University, Japan

Additional product and order information

CLEARFIL™ SA CEMENT indications


- Cementation of crowns, bridges, inlays and onlays made of ceramic, hybrid ceramics, composite resin or metal ✓
- Cementation of metal cores, resin cores, metal posts or glass fiber posts ✓
- Cementation of veneers –
- Cementation of adhesion bridges –

Our recommendation for veneers and adhesion bridges: CLEARFIL™ ESTHETIC CEMENT and PANAVIA™ F 2.0

Cementation of metal oxide “zirconia” crown



1 Sandblast (30–50 µm alumina powder, air pressure 0.1–0.4 MPa, then ultrasonic clean and dry*).



2 Apply the cement paste mix to the restoration.
If the paste is applied into the cavity, start step 3 within 40 seconds after application of the cement



3 Place the prosthetic restoration on the abutment.



4 Light-cure for 2 to 5 seconds or chemical-cure for 3 to 5 minutes.



5 Easy removal of the excess paste.



6 Maintain isolation for 5 minutes.
For the translucent restoration, light-cure the entire surface and margins

*If the restoration surface is made from conventional silica-based ceramic, apply a phosphoric acid and a silane coupling agent according to the instructions for use.

Clinical advise:

- Keep pressure (e.g. with instrument) on the restoration during the removal of the excess paste
- After the removal please wait for 5 min. to achieve the perfect cementation

CLEARFIL™ SA CEMENT

2800 EU Universal (A2)

2801 EU White

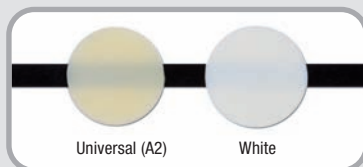
Content: 1 syringe: 8.3 g (4.6 ml), Mixing Tip: 20 tips

CLEARFIL™ SA CEMENT VALUE KIT

2810 EU Universal (A2)

2811 EU White

Content: 3 syringes: 8.3 g (4.6 ml) each, Mixing tip: 2 x 20 tips, Endo tip: 10 tips



CLEARFIL™ SA CEMENT TRIAL

2812 EU Universal (A2)

2813 EU White

Content: 1 syringe: 2.9 g (1.6 ml), Mixing tip: 5 tips, Endo tip: 2 tips

Accessories

2820 EU Mixing tip: 20 tips

2823 EU Endo tip: 20 tips

CLEARFIL™ DISPENSER

2831 EU (5ml)

Your contact

Kuraray Europe GmbH
BU Medical Products
Hoechst Industrial Park/F 821
65926 Frankfurt am Main
Germany

Telephone: +49-(0)69-305 35625
Fax: +49-(0)69-305 35640
E-mail: dental@kuraray.eu
Website: www.kuraray-dental.eu

kuraray